LIUGONG

Engine	Yanmar 3TNV88F-ESLY Stage V
Net Power	17.3 kW (23.2 hp/ 23.5 ps) @ 2,200 rpm
Operating Weight with Canopy / Cab	3,860 kg / 3,980 kg (8,510 lb / 8,774 lb)
Bucket Capacity	0.11 m^3 (0.14 yd^3)

9035E EXCAVATOR

TOUGH WORLD. TOUGH EQUIPMENT.

UNBEATABLE RETURN ON YOUR INVESTMENT

LiuGong 9035E, **Zero Tail Swing excavator**, designed to maximize your productivity while offering a clear line of sight within a confined work space.

POWERFUL ENGINE

Unmatched performance driven by the Yanmar 3TNV88F-ESLY Stage V engine.

ADVANCED HYDRAULICS

Advanced hydraulic system is perfectly matched to the engine and components for fast response and smooth operation. Load sensing and flow sharing provide operational precision, efficient performance and greater controllability.

BOOM SWING

Controlled by the thumb switch on right hand joystick, provides greater control of boom swing and the operator with more floor space.

DOZER BLADE CONTROL

Our proportional 2-way action dozer function with standard blade float allows easy backfilling when in reverse travel.

ZERO TAIL SWING

The 9035E, zero tail swing, increases operator visibility and productivity when working in confined spaces where the upper body stays entirely within the width of the undercarriage.

OPERATOR FRIENDLY ENVIRONMENT

Ergonomically designed controls, clear and informative displays, increased visibility, and exceptional comfort increases operator efficiency and safety.

PARTS

Using genuine LiuGong parts is key to keeping your costs low and your machine in top working order. Our extensive support network is always there when you need it, to maximize your business profitability.

AFTER SALES SERVICE

As a customer of LiuGong you can feel confident that our dealers and regional offices will be there to support you with training, service and maintenance needed throughout the life of your machine.

HYDRAULIC COUPLER

Switching attachments like buckets, breakers and shears can be time consuming and hazardous. We've made it fast, safe and simple with LiuGong's quick coupler which is perfectly matched to a range of genuine LiuGong attachments.

DESIGNED TO GET MORE DONE

The 9035E is designed to **get more done** in less time. Featuring a stronger boom, arm and bucket breakout force, greater hydraulic flow, higher swing speeds and improved cycle times, this excavator will power **through any task** in any terrain.

POWERFUL PERFORMANCE

The Yanmar fuel efficient 3TNV88F-ESLY delivers gross power of 18.2 kW (24.4 hp) and torque of 94.2 N·m (69.5 lb·ft).

LOAD SENSING HYDRAULICS

Load-sensing hydraulics direct the engine's power to ensure the hydraulic pump flow continually adjusts for smooth, quick and efficient operation. The pilot valves match up with the main control valve to offer more precise control.

OPERATOR FRIENDLY ENVIRONMENT

Ergonomically designed controls, large entrance, spacious interior designed for operator comfort and efficiency.

LIUGONG
9035E

EFFICIENCY, PRECISION & VERSATILITY

LiuGong E-Series excavators deliver the **perfect balance** of performance, precision, and quality. The 9035E model is powered by the latest generation, low emission Yanmar 3TNV88F-ESLY engine. Our first ZTS, zero tail swing, powerful output, environmentally friendly with excellent **visibility** and fast cycle times.

A POWERFUL ENGINE

Yanmar 3TNV88F-ESLY engine meets strict EU Stage V emissions standards superior power to weight ratio, quiet, reliable designed to be environmentally friendly, fuel efficient with the capability of running on up to 5 percent B5 Bio Diesel.

SAFETY STANDARDS

All LiuGong E-Series excavators come with certified ROPS (Rollover Protective System) cabs meeting ISO safety standards. LiuGong offers FOPS (Falling Object Protective Structure) as an option on all E-Series excavators.

ALL AROUND VISION FEATURES

Designed to offer optimized visibility with flat glass with a panoramic view and well position controls with plenty of head and legroom, gives the operator greater control of the machine when working in confined spaces. Each feature has been designed to keep you working with great comfort.

ALL AROUND COMFORT

In the 9035E cab, you're working in complete **comfort** with outstanding **visibility** all around. We understand how operators like to work and have designed the cab for maximum comfort and ultimate **productivity**.

AT HOME IN THE CAB

The 9035E series ROPS certified cab is ISO 12117-2 certified mounted on dampener silicone to absorb noise and vibration. Wide spacious cab door swings full open to lock position. Front windshield slides up into celling, removable lower window, large right sliding glass offers greater cab ventilation.

ADVANCED CLIMATE CONTROL

Pressurized cab, advanced climate control, air is circulated through the cab by three outlets to improve air circulation and front windshield defrost allows year round operator comfort in any environment.

IMPROVED JOYSTICK CONTROLS

Operator can now control both the boom offset and hammer shear functions without moving hands from joysticks.

ALWAYS STRONG ALWAYS RELIABLE

The use of thick, high-tensile steel components, internal baffling, and stress-relieved plates, make the structures on LiuGong E-Series excavators **tough and durable**.

We guarantee the **quality and reliability** of our machines throughout the manufacturing process by conducting stringent tests and ultrasound inspections that detect defects well before they make it into production.

BOOM & ARM

The boom and arm structures are designed with large cross-sectional supports and incorporates one-piece steel castings. This solid engineering guarantees long-term durability and high resistance to bending and torsional stress.

UPPER STRUCTURE

The upper structure is strongly reinforced by the use of an H-beam in the high cross section of the main structure providing even weight distribution and increasing stability.

UNDERCARRIAGE

The high-strength undercarriage of the 9035E incorporates a welded X-frame construction for long life durability and is designed to perform in the most challenging applications.

The standard rubber track lets you work on multiple surfaces such as asphalt, concrete, and grass without damaging the surface or machine.

PART OF YOUR PERFORMANCE

LiuGong engineering sets high standards and all parts are rigorously tested to ensure they can meet the rigid quality specifications required for long lasting performance. No matter where you are in the world, we can ensure fast and efficient parts support to keep you going.

We know that confidence in your machine and those who support it is essential. At LiuGong North America, we make sure we can always get what you need without delay, via our global parts depot, and the support of our dealer network.

READY FOR ANY JOB

LiuGong provides a range of purpose designed attachments, hitches and tools for your 9035E to give you increased versatility for any jobsite.

BUCKETS

QUICK COUPLER

HAMMER

SPECIFICATIONS

Operating weight	
with cab	**3,980 kg (8,774 lb)**
with canopy	**3,860 kg (8,510 lb)**

Operating weight includes coolant, lubricants, full fuel tank, cab/canopy, standard rubber track, boom, arm, bucket, blade dozer and an operator of 75 kg (165 lb).

Bucket capacity	**0.11 m³ (0.14 yd³)**

ENGINE

Description	
Yanmar EPA Tier 4 final / EU Stage V, 1.64 liter, 3-cylinder, 4 stroke direct injection diesel engine.	
Emission rating	EPA Tier 4 final / EU Stage V
Engine manufacturer	Yanmar
Engine model	3TNV88F-ESLY
Aspiration	Natural
Charged air cooling	Aftercooler
Cooling fan drive	Belt drive
Displacement	1.64 L (100 in³)
Rated speed	2,200 rpm
Net power (SAE J1349/ISO 9249)	17.3 kW (23.2 hp/23.5 ps)
Gross power (SAE J1995/ISO 14396)	18.2 kW (24.4 hp/24.7 ps)
Maximum torque	94.2 N·m (69.5 lbf·ft) @1,320 rpm
Bore × Stroke	88 x 90 mm (3.46 x 3.54 in)

DRIVE AND BRAKES

Description	
2-speed drive motors allow auto speed shifting. Each motor is equipped with a hydraulic released, spring applied parking brake.	
Max. travel speed	High: 4.6 km/h (2.8 mph) Low: 2.7 km/h (1.7 mph)
Gradeability	30°/58%
Max. drawbar pull	33 kN (7,419 lbf)

SWING SYSTEM

Description	
Planetary gear reduction driven by high torque axial piston motor with spring applied parking brake; Hydraulic oil lubricate.	
Swing speed	10.0 rpm
Swing torque	8,009 N·m (5,907 lbf·ft)

HYDRAULIC SYSTEM

Main pump	
Type	Variable displacement piston pump
Maximum flow	92.4 L/min (24.4 gal/min)
Pilot pump	
Type	Gear pump
Maximum flow	8.8 L/min (2.3 gal/min)
Relief valve setting	
Implement	24.5 MPa (3,553 psi)
Travel circuit	24.5 MPa (3,553 psi)
Slew circuit	18.6 MPa (2,698 psi)
Pilot circuit	3.9 MPa (566 psi)
Hydraulic cylinders	
Boom Cylinder – Bore × Stroke	Φ80 × 510 mm (Φ3.1 in × 1 ft 8 in)
Arm Cylinder – Bore × Stroke	Φ80 × 590 mm (Φ3.1 in × 1 ft 11 in)
Bucket Cylinder – Bore × Stroke	Φ70 × 465 mm (Φ2.75 in × 1 ft 6 in)
Dozer Cylinder – Bore × Stroke	Φ100 ×142 mm (3.9 in × 5.6 in)
Swing Cylinder – Bore × Stroke	Φ80 × 400 mm (3.1 in × 1 ft 4 in)

ELECTRIC SYSTEM

System Voltage	12 V
Battery	12 V
Alternator	12 V - 55 A
Start motor	12 V - 1.7 kW (12 V - 2.3 hp)

SERVICE CAPACITIES

Fuel tank	40 L (10.6 gal)
Engine oil	6.7 L (1.77 gal)
Final drive (each)	0.5 L (0.13 gal)
Cooling system	7.0 L (1.85 gal)
Hydraulic reservoir	42.0 L (11.1 gal)
Hydraulic system	70.0 L (18.5 gal)

SOUND PERFORMANCE

Interior Sound Power Level (ISO 6396)	79 dB(A)
Exterior Sound Power Level (ISO 6395)	93 dB(A)

UNDERCARRIAGE

Track shoe each side	45
Link pitch	101.6 mm (4 in)
Shoe width, triple grouser	300 mm (12 in)
Bottom rollers each side	4
Top rollers each side	1

LiuGong standard and optional equipment may vary from region to region. Please consult your LiuGong dealer for information specific to your area.

SPECIFICATIONS

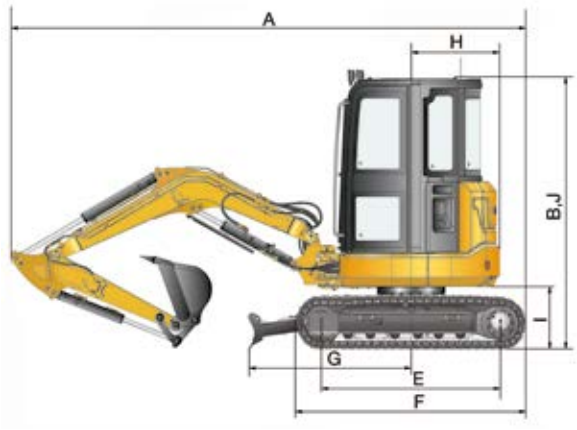

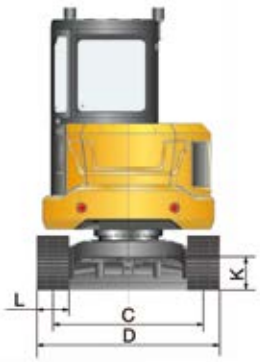

DIMENSIONS		
Boom	2,450 mm (8')	
Arm Options	1,320 mm (4'4")	1,700 mm (5'7")
A Shipping Length	4,810 mm (15'9")	4,860 mm (15'11")
B Shipping Height – Top of Cab	2,500 mm (8'2')	
C Track Gauge	1,400 mm (4'7")	
D Undercarriage Width – with 300 mm Shoes	1,700 mm (5'7")	
E Length to Center of Rollers	1,675 mm (5'6")	
F Track Length	2,100 mm (6'11")	
G Length from Blade to Swing Center	1,600 mm (5'3")	
H Tail Swing Radius	850 mm (2'9")	
I Counterweight Ground Clearance	580 mm (1'11")	
J Overall Height of Cab	2,500 mm (8'2")	
K Min. Ground Clearance	258 mm (10")	
L Track Shoe Width	300 mm (12")	

BOOM DIMENSIONS	
Boom	2,450 mm (8')
Length	2,548 mm (8'4")
Height	806 mm (2'8")
Width	273 mm (11") (with boom hinge pin)
Weight	142 kg (313 lbs)

Only boom.

ARM DIMENSIONS		
Arm	1,320 mm (4'4")	1,700 mm (5'7")
Length	1,706 mm (5'7")	2,100 mm (6'11")
Height	392 mm (1'3")	392 mm (1'3")
Width	145 mm (5.7")	145 mm (5.7")
Weight	78 kg (172 lbs)	97 kg (214 lbs)

Only arm.

BUCKET SELECTION GUIDE

					2.45 m (8') HD Boom	
Bucket type	Capacity	Cutting width	Weight	Teeth pcs	1.32 m (4'4") Arm	1.7 m (5'7") Arm
General purpose	0.11 m³ (0.14 yd³)	610 mm (2')	101 kg (223 lbs)	4	B	NA
General purpose	0.07 m³ (0.09 yd³)	458 mm (1'6")	82 kg (181 lbs)	4	B	B

The recommendations are given as a guide only, based on typical operation conditions. Bucket capacity based on ISO 7451, heaped material with a 1:1 angle of repose.

A 1,200 - 1,300 kg/m³ (2,023 - 2,191 lb/yd³): Coal, Caliche, Shale
B 1,400 - 1,600 kg/m³ (2,360 - 2,697 lb/yd³): Wet earth and clay, limestone, sandstone
C 1,700 - 1,800 kg/m³ (2,865 - 3,034 lb/yd³): Granite, wet sand, well blasted rock
D 1,900 kg/m³ (3,203 lb/yd³): Wet mud, Iron ore
NA. Not applicable

MACHINE WEIGHTS AND GROUND PRESSURE

	Operating weight	Ground pressure	Overall width
Shoe width	2,450 mm (8') boom, 1,320 mm (4'3") arm, 0.11 m³ (0.14 yd³) bucket, 560 kg (1,235 lbs) counterweight; 2,450 mm (8') boom, 1,700 mm (5'7") arm, 0.07 m³ (0.09 yd³) bucket, 560 kg (1,235 lbs) counterweight;		
300 mm (12", Canopy)	3,980 kg (8,774 lbs)	35 kPa (5.1 psi)	1,675 mm (5'6")
300 mm (12", Cab)	3,860 kg (8,510 lbs)	34 kPa (4.9 psi)	1,675 mm (5'6")

SPECIFICATIONS

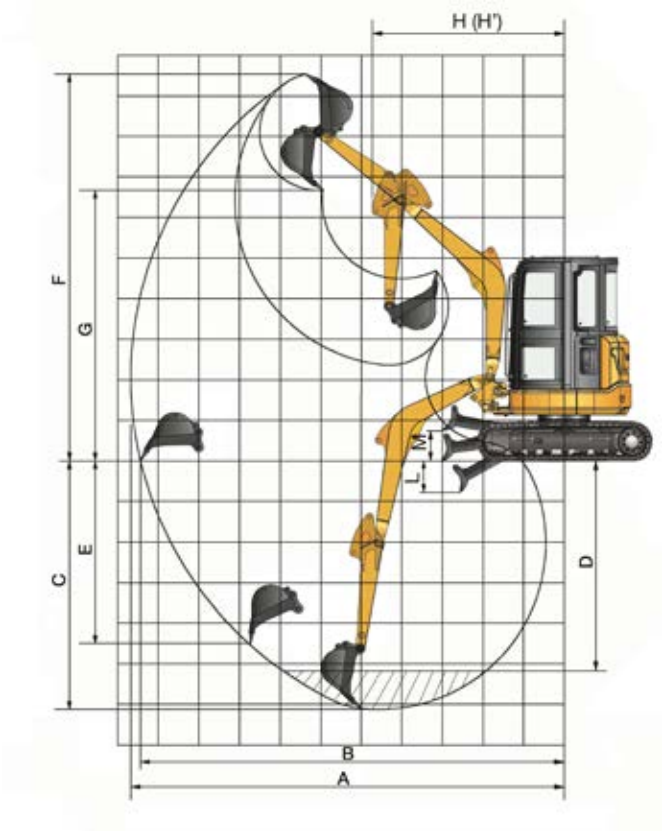

WORKING RANGE		
Boom	2,450 mm (8')	
Arm Options	1,320 mm (4'4")	1,700 mm (5'7")
A. Max. digging reach	5,385 mm (17'8")	5,715 mm (18'9")
B. Max. digging reach on ground	5,270 mm (17'3")	5,603 mm (18'5")
C. Max. digging depth	3,085 mm (10'1")	3,440 mm (11'3")
D. Max. digging depth 2.44 m (8') level	2,610 mm (8'7")	3,019 mm (9"11")
E. Max. vertical wall digging depth	2,503 mm (8'3")	2,713 mm (8'11")
F. Max. cutting height	4,710 mm (15'5")	4,843 mm (15'11")
G. Max. dumping height	3,310 mm (10'10")	3,463 mm (11'4")
H. Min. front swing radius	2,416 mm (7'11")	2,416 mm (7'11")
L. Dozer-Down	390 mm (1'3")	390 mm (1'3")
M. Dozer-Up	370 mm (1'3")	370 mm (1'3")
Bucket Digging Force (ISO)	30 kN (6,744 lbf)	30 kN (6,744 lbf)
Arm Digging Force (ISO)	20 kN (4,496 lbf)	17.8 kN (4,002 lbf)
Bucket Capacity	0.11 m^3 (0.14 yd^3)	0.07 m^3 (0.09 yd^3)
Bucket Tip Radius	725 mm (2'5")	725 mm (2'5")

LiuGong standard and optional equipment may vary from region to region. Please consult your LiuGong dealer for information specific to your area.

Lifting capacity at the arm end without bucket.

For lifting capacity including bucket, weight of the bucket or the bucket with quick coupler must be deducted from the lifting capacities.

Lifting capacities are based on the machine standing on a firm, uniform supporting surface.

Rating over - front (Cf)

Rating over - side (Cs)

1. Do not attempt to lift or hold any load that is greater than these rated values at their specified load radius and height. Weight of all accessories must be deducted from the above lifting capacities.
2. The rated loads are in compliance with ISO 10567 Hydraulic Excavator Lift Capacity Rating Standard. They do not exceed 87% of hydraulic lifting capacity or 75% tipping load.
3. Ratings at bucket lift hook.
4. Lifting capacities are based on machine standing on level, firm and uniform ground.
5. *Indicates the load is limited by hydraulic capacity rather than tipping capacity.
6. Operator should be fully acquainted with the Operator's and Maintenance Instructions before operating this machine and rules for the safe operation of equipment should be adhered to at all times.

LIFTING CAPACITY (METRIC)

9035EZTS with 300 mm shoes, 1,320 mm arm (Standard)

A: Reach from swing center
B: Bucket hook height
C: Lifting capacity
Cf: Rating over front
Cs: Rating over side

Conditions

Boom length: 2,450 mm one-piece boom
Arm length: 1,320 mm
Bucket: 0.11 m³
Shoes: 300 mm
Unit: kg

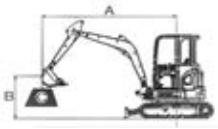

Blade: Down

A (Unit: m)

B (m)	2		3		4		MAX REACH		
	Cf	Cs	Cf	Cs	Cf	Cs	Cf	Cs	A (m)
3					*650	490	*660	450	4.2
2			*840	780	*700	480	*670	370	4.6
1			*1,200	720	*820	460	*690	340	4.7
0	*1,730	1,270	*1,390	680	*900	440	*720	340	4.6
- 1	*2,400	1,290	*1,330	670	*830	440	*750	410	4.2

Blade: Up

A (Unit: m)

B (m)	2		3		4		MAX REACH		
	Cf	Cs	Cf	Cs	Cf	Cs	Cf	Cs	A (m)
3					630	490	580	450	4.2
2			*840	780	620	480	490	370	4.6
1			950	720	600	460	460	340	4.7
0	*1,730	1,270	910	680	580	440	460	340	4.6
- 1	1,780	1,290	900	670	580	440	550	410	4.2

9035EZTS with 300 mm shoes, 1,700 mm arm

A: Reach from swing center
B: Bucket hook height
C: Lifting capacity
Cf: Rating over front
Cs: Rating over side

Conditions

Boom length: 2,450 mm one-piece boom
Arm length: 1,700 mm
Bucket: 0.07 m³
Shoes: 300 mm
Unit: kg

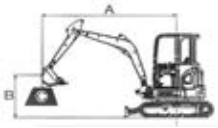

Blade: Down

A (Unit: m)

B (m)	2		3		4		MAX REACH		
	Cf	Cs	Cf	Cs	Cf	Cs	Cf	Cs	A (m)
3					*507	493	*532	414	4.4
2					*590	479	*567	341	4.8
1	*2,310	1,363	*1,048	724	*737	454	*613	315	4.9
0	*2,902	1,267	*1,343	675	*858	431	*671	322	4.8
- 1	*2,685	1,266	*1,375	659	*865	422	*743	370	4.4

Blade: Up

A (Unit: m)

B (m)	2		3		4		MAX REACH		
	Cf	Cs	Cf	Cs	Cf	Cs	Cf	Cs	A (m)
3					*507	493	*532	414	4.4
2					*590	479	458	341	4.8
1	1,886	1,363	964	724	606	454	428	315	4.9
0	1,779	1,267	912	675	582	431	439	322	4.8
- 1	1,777	1,266	895	659	573	422	504	370	4.4

Lifting capacity at the arm end without bucket.

For lifting capacity including bucket, weight of the bucket or the bucket with quick coupler must be deducted from the lifting capacities.

Lifting capacities are based on the machine standing on a firm, uniform supporting surface.

Rating over - front (Cf)

Rating over - side (Cs)

1. Do not attempt to lift or hold any load that is greater than these rated values at their specified load radius and height. Weight of all accessories must be deducted from the above lifting capacities.
2. The loads are in compliance with ISO 10567 Hydraulic Excavator Lift Capacity Rating Standard. They do not exceed 87% of hydraulic lifting capacity or 75% tipping load.
3. Ratings at bucket lift hook.
4. Lifting capacities are based on machine standing on level, firm and uniform ground.
5. *Indicates the load is limited by hydraulic capacity rather than tipping capacity.
6. Operator should be fully acquainted with the Operator's and Maintenance Instructions before operating this machine and rules for the safe operation of equipment should be adhered to at all times.

LIFTING CAPACITY (IMPERIAL)

9035EZTS with 12" Shoes, 4'4" Arm (Standard)

A: Reach from swing center
B: Bucket hook height
C: Lifting capacity
Cf: Rating over front
Cs: Rating over side

Conditions

Boom length:8' one-piece boom
Arm length: 4'4"
Bucket: 0.14 yd³
Shoes: 12"
Unit: lb

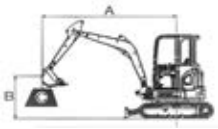

Blade: Down

A (Unit: ft)

B (ft)	6'7"		9'10"		13'1"		MAX REACH		
									A (ft)
9'10"					*1,433	1,080	*1,455	992	13'9"
6'7"			*1,851	1,719	*1,543	1,058	*1,477	815	15'2"
3'3"			*2,645	1,587	*1,807	1,014	*1,521	749	15'7"
0"	*3,813	2,799	*3,064	1,499	*1,984	970	*1,587	749	15'1"
-3'3"	*5,291	2,843	*2,932	1,477	*1,829	970	*1,653	903	13'8"

Blade: Up

A (Unit: ft)

B (ft)	6'7"		9'10"		13'1"		MAX REACH		
	Cf	Cs	Cf	Cs	Cf	Cs	Cf	Cs	A (ft)
9'10"					1,388	1,080	1,278	992	13'9"
6'7"			*1,851	1,719	1,366	1,058	1,080	815	15'2"
3'3"			2,094	1,587	1,322	1,014	1,014	749	15'7"
0"	*3,813	2,799	2,006	1,499	1,278	970	1,014	749	15'1"
-3'3"	*3,924	2,843	1,984	1,477	1,278	970	1,212	903	13'8"

9035EZTS with 12" Shoes, 5'7" Arm

A: Reach from swing center
B: Bucket hook height
C: Lifting capacity
Cf: Rating over front
Cs: Rating over side

Conditions

Boom length: 8' one-piece boom
Arm length: 5'7"
Bucket: 0.09 yd³
Shoes: 12"
Unit: lb

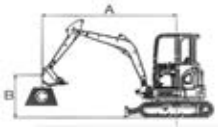

Blade: Down

A (Unit: ft)

B (ft)	6'7"		9'10"		13'1"		MAX REACH		
	Cf	Cs	Cf	Cs	Cf	Cs	Cf	Cs	A (ft)
9'10"					*1,117	1,086	*1,172	912	14'5"
6'7"					*1,300	1,056	*1,250	751	15'9"
3'3"	*5,092	3,004	*2,310	1,596	*1,624	1,000	*1,351	694	16'1"
0"	*6,397	2,793	*2,960	1,488	*1,891	950	*1,479	709	15'8"
-3'3"	*5,919	2,791	*3,031	1,452	*1,906	930	*1,638	815	14'3"

Blade: Up

A (Unit: ft)

B (ft)	6'7"		9'10"		13'1"		MAX REACH		
	Cf	Cs	Cf	Cs	Cf	Cs	Cf	Cs	A (ft)
9'10"					*1,117	1,086	*1,172	912	14'5"
6'7"					*1,300	1,056	1,009	751	15'9"
3'3"	4,157	3,004	2,125	1,596	1,336	1,000	943	694	16'1"
0"	3,922	2,793	2,010	1,488	1,283	950	967	709	15'8"
-3'3"	3,917	2,791	1,973	1,452	1,263	930	1,111	815	14'3"

LiuGong standard and optional equipment may vary from region to region. Please consult your LiuGong dealer for information specific to your area.

STANDARD EQUIPMENT

ENGINE SYSTEM
- Yanmar 3TNV88F-ESLY certified to stringent EPA Tier 4 final / EU Stage V standards.
- 3 cylinders, 4 strokes, water cooled, natural aspiration
- Engine oil filter
- Fuel system with water separator
- Radiator, oil cooler
- Engine overheat prevention system

HYDRAULIC SYSTEM
- Main pump: one variable displacement piston pump
- Pilot pump: gear
- Pilot control: shut-off lever
- Cylinders: boom, stick, bucket, boom swing and dozer blade
- Bi-directional piping to arm
- 2-joystick with multi buttons

DIGGING EQUIPMENT
- Boom, 2,450 mm (8')
- Arm, 1,320 mm (4'4")
- 0.11 m^3 (0.14 yd^3) bucket (SAE, heaped)

OPERATOR STATION
- Cab
- ROPS (ISO3471:2008) Roll-Over Protective Structures
- Air conditioner, heater and defroster
- Mechanical suspension seat
- AM/FM radio with MP3 audio jack
- Glass-breaking hammer
- 12-volt cigarette lighter
- Floor mat
- Fire extinguisher
- One key for all locks and ignition
- Rear view mirrors, 1 mounted on cab left, 1 on cab inside

INSTRUMENTATION
- Gauge board with warning indicators of engine oil pressure, engine coolant, battery, hydraulic oil temperature, engine intake filter
- Service hour meter
- Fuel gauge
- Engine water temperature gauge

ELECTRICAL
- Alternator 12 V, 55 A
- 12 V battery
- Working lights, 2 cab mounted, 1 boom mounted
- Starting motor, 12 V, 1.7 kW (2.3 hp)

UNDERCARRIAGE
- 300 mm (12 in) rubber track,
- Rollers, bottom 4 each side, top carrier roller 1 each side
- Towing eye on base frame
- Dozer blade

GUARDS
- Cover plate under travel frame

OTHER STANDARD EQUIPMENT
- 560 kg (1,235 lbs) counterweight
- Maintenance tool kit
- Maintenance parts package

OPTIONAL EQUIPMENT

HYDRAULIC SYSTEM
- Load holding valves (1 on boom, 1 on arm and 1 on dozer)
- Quick coupler (low pressure)
- Auxiliary rotary lines

OPERATOR STATION
- Canopy
- Operation protection guard (Include cab front and top guard, bar)
- Control joysticks with 1 switch & 1 proportional

ELECTRICAL
- Travel alarm (alarm during machine travel)
- Rotating beacon (top cab mounted, for caution, switch in cab)

UPPER STRUCTURE
- Auxiliary counterweight

UNDERCARRIAGE
- 300 mm steel track
- 300 mm rubber track assembly (for steel track)
- Long arm dozer blade

DIGGING EQUIPMENT
- Arm: 1,700 mm (5'7")
- 0.07 m^3 (0.09 yd^3) bucket (SAE, heaped)
- 0.065 m^3 (0.085 yd^3) bucket (SAE, heaped)

LIUGONG

TOUGH WORLD. TOUGH EQUIPMENT.

Guangxi LiuGong Machinery Co., Ltd.
No. 1 Liutai Road, Liuzhou, Guangxi 545007, PR China
T: +86 772 388 6124 E: overseas@liugong.com
www.liugong.com

Like and follow us:

LG-PB-9035E-Tier 4F/EU Stage V-16-19012021-ENG

The LiuGong series of logos herein, including but not limited to word marks, device marks, letter of alphabet marks and combination marks, as the registered trademarks of Guangxi LiuGong Group Co., Ltd. are used by Guangxi LiuGong Machinery Co., Ltd. with legal permission, and shall not be used without permission. Specifications and designs are subject to change without notice. Illustrations and pictures may include optional equipment and may not include all standard equipment. Equipment and options varies by regional availability.